

FLOOR FRAME LAYOUT

Trustech SA Pty Ltd

ABN: 40 1 3 18 22 140 16 High Street Dry Creek SA 5094 Ph: 08 8260 6006



OAKRIDGE
BUILDING SERVICES

Ph : 83637222
Fax : 83637225

FLOOR TRUSSES: S/J 400 @ 600 CTRS GENERALLY UNO
WET AREA JOISTS: S/J 355 @ 600 CTRS GENERALLY UNO
BALCONY JOISTS: S/J 310 @ 600 CTRS GENERALLY UNO
FLOORING: 22mm PARTICLE BOARD
18mm COMPRESSED SHEET TO W/A & BALCONY
LEDGER PLATE: 120x35 MGP10 TO ENDS
150x150x10 EA @ 300mm LONG
WITH 2 M16 BOLTS & 40mm
SQUARE WASHER TO EACH SIDE

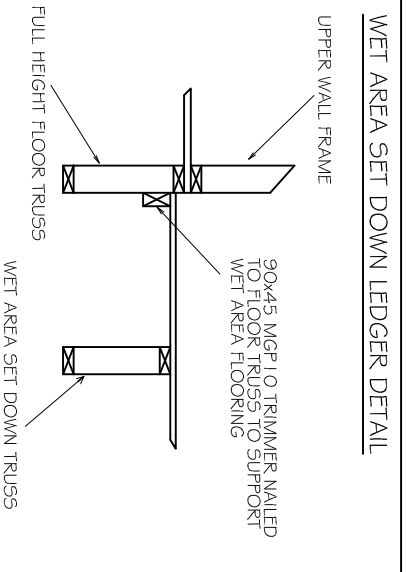
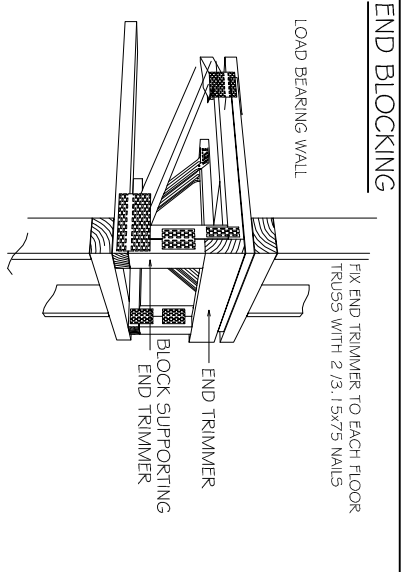
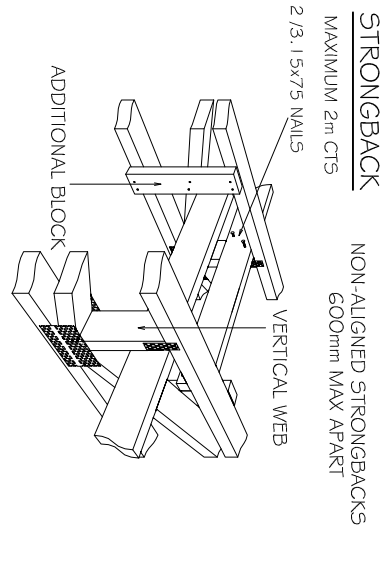
ALL MATERIALS ALLOWED AS PER AS 1684.2-2010
TRUSSES & BRACING TO BE INSTALLED, ERECTED
& BRACED IN ACCORDANCE WITH AS4440-2004
NOTE: TRUSSES & JOISTS TO BE POSITIONED
DIRECTLY OVER STUDS
UNLESS SHOWN OTHERWISE ON LAYOUT, NO
SPECIAL LOADS HAVE BEEN ALLOWED.
EG - SPA BATHS, HOT WATER SYSTEMS ETC.

WET AREA DETAILS
THE WET AREA SHEET FLOORING MUST BE LAID IN
STRICT ACCORDANCE WITH THE RECOMMENDATIONS
BY JAMES HARDIE. REFER TO THE BATHROOM
COMPRESSED SHEET DETAILS.
* ALLOW WALL PLATE/TIMBER INFILL FOR FLOOR TRUSS
CONNECTIONS TO STEEL BEAMS
* FLOOR TRUSSES fixed to bearers using
STRUT HANGER 180x180x90 throughout
X = INTERNAL SUPPORT / CANTILEVER POINT



NO. OF NAILS PER WING		FLOOR TRUSSES SPAN (mm)	
4 NAILS	2500	600 CTS	2000
6 NAILS	3900		3100
8 NAILS	5000		4000
10 NAILS	6400		5100
12 NAILS	7700		6200

STRONGBACK		NON-ALIGNED STRONGBACKS	
MAXIMUM 2m CTS		600mm MAX APART	
2 / 3.15x75 NAILS			



SPECIFICATIONS:		Customer: D'ANDREA Reference: Dwelling 2 Site Address: 541 ANZAC HWY, GLENELG EAST	
Structure:	House	Dist. Live Load:	1.50
Floor Appl:	General Areas	Concat. Point Load:	1.80
Wind Speed:	NI	Ceiling:	Plaster 10mm Supa Span

SHEET 2/5	
Date:	25/05/2018
Scale:	1:100
Job No:	TT09728

Job No: TT09728